

4-POST LIFT

ELECTRO-HYDRAULIC

The electro-hydraulic 4 Post Lift SM80 with a lifting capacity of 8 t stands for flexible use in the commercial vehicle workshop.

+ Stable transporter platform
+ 8 t load capacity, 6 m track length
+ Track width adjustable

The traction cables are very durably galvanized and pulled forward.

The pulleys are largely dimensioned and equipped with self-lubricating, maintenance-free bushings.

The cold-formed drive surface profile with integrated slide rails increases the rigidity – not only when using jacking beams.

The functions lifting, lowering and lowering to the drop-off facility can be controlled conveniently via the push buttons.

A wide clearance between the columns allows the mounting of wide transporters, camper vans and passenger cars.

The maintenance-free lifting cylinder is mounted below the drive surface and thus protected against external forces.

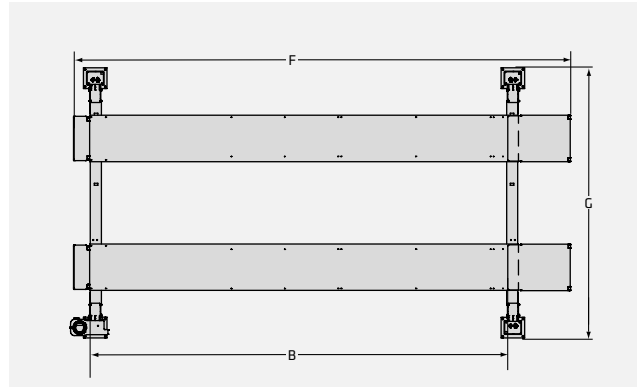
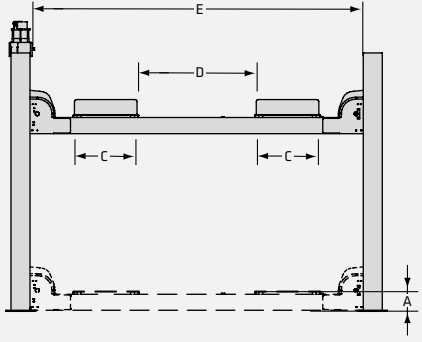
Adjustable runways provide flexibility for an optimized accessibility to the vehicle underbody as well as the possibility to drive on narrower vehicles.

HIGHLIGHTS IN DETAIL





1 The 4 post lift is equipped with a pneumatically unlockable lowering device (every 100 mm). In this way cables and hydraulic system are relieved. Due to the adjustable ratchet strips in the lifting posts, the lift can be aligned in an absolutely horizontal way.

SM80



Model	SM80-60	SM80-60-I	SM80-60-AK	SM80-60IAK
Capacity	8.000 kg	8.000 kg	8.000 kg	8.000 kg
Stroke	1.950 mm	1.950 mm	2.000 mm	2.000 mm
Lifting time	70 s	70 s	70 s	70 s
A Drive-in / drive-over height	200 mm	200 mm	250 mm	250 mm
B Runway length	6.000 mm (+ 2 x 250 mm)	6.000 mm (+ 2 x 250 mm)	6.000 mm (+ 2 x 250 mm)	6.000 mm (+ 2 x 250 mm)
C Runway width	650 mm	650 mm	650 mm	650 mm
D Runway distance	850-1.150 mm	850-1.150 mm	850-1.150 mm	850-1.150 mm
E Drive-through width	3.300 mm	3.300 mm	3.300 mm	3.300 mm
F Overall length	6.948 (7.775) mm	6.948 (7.775) mm	6.948 (7.775) mm	6.948 (7.775) mm
G Overall width	3.780 mm	3.780 mm	3.780 mm	3.780 mm
Drive Power	2,6 kW	2,6 kW	2,6 kW	2,6 kW
Drive voltage (electric)	400 V, 50 Hz	400 V, 50 Hz	400 V, 50 Hz	400 V, 50 Hz
Weight	1.390 kg	1.390 kg	1.690 kg	1.690 kg

ACCESSORIES



- 1** Inground kit (4 short ramps)
- 2** Inground kit (4 short ramps) with wheel alignment version
- 3** Illumination kit (4 LED units, 24 V), 4.800 mm
- 4** Air supply Kit for jacking beam
- 5** Additional ramps (900 mm)
- 6** Jacking beam, capacity 4.000 kg